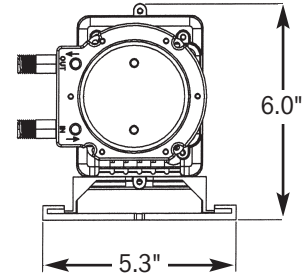
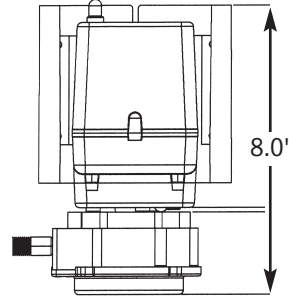






CLASSIC SERIES SINGLE HEAD FIXED SPECIFICATIONS

STENNER PUMPS®



SHIPPING WEIGHT 8 lbs (3.4 kg)



THIS PUMP IS TESTED AND CERTIFIED BY WQA ACCORDING TO NSF/ANSI 61 FOR CONTACT WITH SODIUM HYPOCHLORITE AND WATER ONLY AND NSF/ANSI 372.



Intertek
94247
**CONFORMS TO
ANSI/NSF STD. 50**
Equipment for swimming pools, spas, hot tubs and other recreational water facilities.
USE ONLY WITH ANSI/NSF 50 LISTED CONTROLLERS

Agency listings vary by model. Contact factory for details.

FEATURES

- 3-point roller design assists in anti-siphon protection
- Pump head requires no valves, allows for easy maintenance
- Self-priming against maximum working pressure, foot valve not required
- Pump does not lose prime or vapor lock
- Pumps off-gassing solutions and can run dry
- Output volume is not affected by back pressure
- Injection check valve included with models rated up to 100 psi (6.9 bar) maximum
- Easy to change pump tube; lubrication is not required
- Pump tubes and pump heads interchange between models
- Models (Santoprene® only) tested by Water Quality Association to conform to ANSI/NSF STD 61
- Fixed output models (Santoprene® only) tested by ETL to conform to ANSI/NSF STD 50 only when used with ANSI/NSF STD 50 listed controllers

CLASSIC SERIES SINGLE HEAD FIXED SPECIFICATIONS

STENNER PUMPS®

FLOW RATE OUTPUT CONTROL

Fixed output

MAXIMUM WORKING PRESSURE

25 psi (1.7 bar), 100 psi (6.9 bar)

MAXIMUM OPERATING TEMPERATURE

125°F (52°C)

MAXIMUM SUCTION LIFT

25 ft (7.6 m) vertical lift, based on water

MOTOR TYPE 1/30 HP, shaded pole, class B

SHAFT RPM (average maximum) 26 or 44

DUTY CYCLE Continuous

MOTOR VOLTAGE (Amp Draw)

120V 60Hz 1PH (1.7)

220V 60Hz 1PH (0.9)

230V 50Hz 1PH (0.9)

250V 50Hz 1PH (0.9)

POWER CORD TYPE

120V 60Hz, 220V 60Hz: SJTOW

230V 50Hz, 250V 50Hz: H05VV-F

POWER CORD PLUG END

120V 60Hz NEMA 5-15P

220V 60Hz NEMA 6-15P

230V 50Hz CEE CEE7/7

250V 50Hz CEE CEE7/7

MATERIALS OF CONSTRUCTION

All Housings Polycarbonate

Pump Tube

Santoprene®, FDA approved or Versilon***

Check Valve Duckbill

Santoprene®, FDA approved or Pellethane®†

Pump Head Rollers Polyethylene

Roller Bushings Oil impregnated bronze

Suction/Discharge Tubing, Ferrules

Polyethylene, FDA approved

Tube and Injection Fittings

PVC or Polypropylene, NSF listed

Connecting Nuts PVC, NSF listed

Suction Line Strainer and Cap

PVC or Polypropylene, NSF Listed, with Ceramic Weight

All Fasteners Stainless steel

Pump Head Latches Polypropylene

ACCESSORY KIT SHIPPED WITH EACH PUMP

3 Connecting nuts 1/4" or 3/8"

3 Ferrules 1/4" or 6 mm *Europe*

1 Injection check valve 100 psi (6.9 bar) max.
OR **1** Injection fitting 25 psi (1.7 bar) max.

1 Weighted suction line strainer
1/4", 3/8" or 6 mm *Europe*

1 20' Roll suction/discharge tubing
1/4" or 3/8", white or UV black

OR 6 mm White *Europe*

1 Additional pump tube

2 Additional latches

1 Mounting bracket

1 Manual

* Santoprene® is a registered trademark of Exxon Mobil Corporation.

** Versilon® is a registered trademark of Saint-Gobain Performance Plastics.

† Pellethane® is a registered trademark of Lubrizol Advanced Materials, Inc.

FLOW RATE OUTPUT CHART

Single Head Fixed - Flow Rate Output Chart 25 psi (1.7 bar) maximum

Model	Item Number Prefix	Pump Tube	Gallons per Day	Gallons per Hour	Ounces per Minute	Liters per Day	Liters per Hour	Milliliters per Minute	Liters per Day	Liters per Hour	Milliliters per Minute	
45 SERIES	45MP1	45MFL1	1	3.0	0.13	0.27	11.4	0.48	7.92	9.1	0.38	6.32
	45MP2	45MFL2	2	10.0	0.42	0.89	37.9	1.58	26.32	30.3	1.26	21.04
	45MP3	45MFL3	3	22.0	0.92	1.96	83.3	3.47	57.85	66.6	2.78	46.25
	45MP4	45MFL4	4	35.0	1.46	3.11	132.5	5.52	92.01	106.0	4.42	73.61
	45MP5	45MFL5	5	50.0	2.08	4.44	189.3	7.89	131.43	151.4	6.31	105.14
85 SERIES	85MP1	85MFL1	1	5.0	0.21	0.44	18.9	0.79	13.13	15.1	0.63	10.49
	85MP2	85MFL2	2	17.0	0.71	1.51	64.4	2.68	44.65	51.5	2.15	35.76
	85MP3	85MFL3	3	40.0	1.67	3.55	151.4	6.31	105.14	121.1	5.05	84.10
	85MP4	85MFL4	4	60.0	2.50	5.33	227.1	9.46	157.71	181.7	7.57	126.18
	85MP5	85MFL5	5	85.0	3.54	7.55	321.8	13.40	223.40	257.4	10.73	178.75
Approximate Output @ 60Hz									Approximate Output @ 50Hz			

Single Head Fixed - Flow Rate Output Chart 100 psi (6.9 bar) maximum

Model	Item Number Prefix	Pump Tube	Gallons per Day	Gallons per Hour	Ounces per Minute	Liters per Day	Liters per Hour	Milliliters per Minute	Liters per Day	Liters per Hour	Milliliters per Minute	
45 SERIES	45MPHP2	45MFH1	1	3.0	0.13	0.27	11.4	0.48	7.92	9.1	0.38	6.32
	45MPHP10	45MFH2	2	10.0	0.42	0.89	37.9	1.58	26.32	30.3	1.26	21.04
	45MPHP22	45MFH7	7	22.0	0.92	1.96	83.3	3.47	57.85	66.6	2.78	46.25
85 SERIES	85MPHP5	85MFH1	1	5.0	0.21	0.44	18.9	0.79	13.13	15.1	0.63	10.49
	85MPHP17	85MFH2	2	17.0	0.71	1.51	64.4	2.68	44.65	51.5	2.15	35.76
	85MPHP40	85MFH7	7	40.0	1.67	3.55	151.4	6.31	105.14	121.1	5.05	84.10
Approximate Output @ 60Hz									Approximate Output @ 50Hz			

* Injection check valve included with pumps rated 100 psi (6.9 bar) maximum.

NOTICE: The information within this chart is solely intended for use as a guide. The output data is an approximation based on pumping water under a controlled testing environment. Many variables can affect the output of the pump. Stenner Pump Company recommends that all metering pumps undergo field calibration by means of analytical testing to confirm their outputs. The information contained in this flyer is not intended for specific application purposes. Stenner Pump Company reserves the right to make changes to prices, products, and specifications at any time without prior notice.